

SPECIFICATION

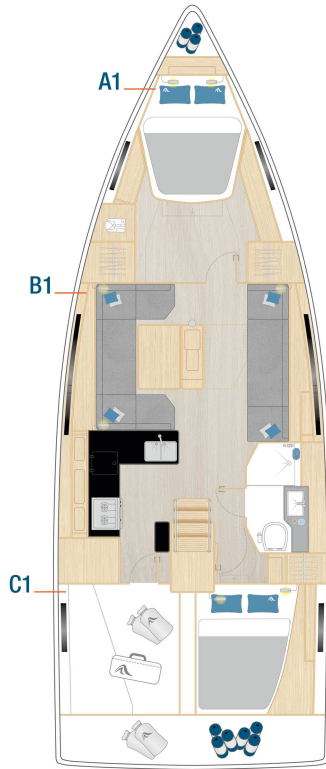
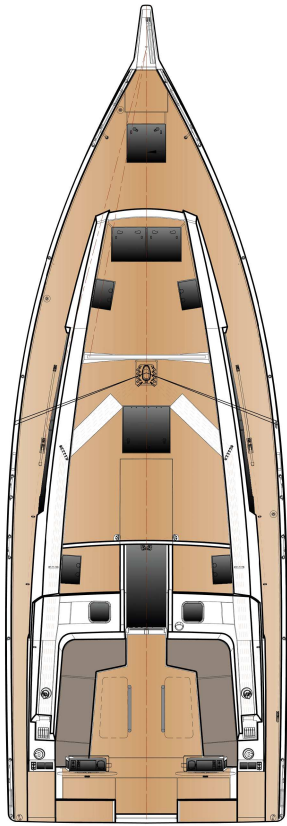


LOA		12.55 m	41' 2"
Hull length		11.99 m	39' 4"
LWL		11.55 m	37' 11"
Beam		4.29 m	14' 1"
Draft			
shallow keel		1.70 m	5' 7"
L-keel, medium		2.10 m	6' 11"
Displacement			
shallow keel	approx.	9.85 t	21,715 lbs
L-keel, medium	approx.	9.68 t	21,341 lbs
Engine Diesel			
standard	approx.	39.00 PS	39.00 hp
option	approx.	56.00 PS	56.00 hp
Fuel tank	approx.	160 l	42 gal
Fresh water	approx.	295 l	78 gal
CE Certificate		A - 10	
Design		Berret - Racoupeau	
Interior		Berret - Racoupeau	

Mast length above WL	approx.	19.99 m	65' 7"
Total sail area	approx.	84.00 m ²	904 sq ft
Main sail			
standard	approx.	49.00 m ²	527 sq ft
furling	approx.	46.00 m ²	495 sq ft
Self-tacking jib	approx.	35.00 m ²	376 sq ft
Genoa	approx.	43.00 m ²	462 sq ft
Crossover	approx.	74.00 m ²	796 sq ft

410

All measurements/figures are approximate. Errors and omissions excepted. All weights are specified in MLC. Specification and material can be changed without notice. Valid from 2023.07.27 for deliveries until 2024.12.31.



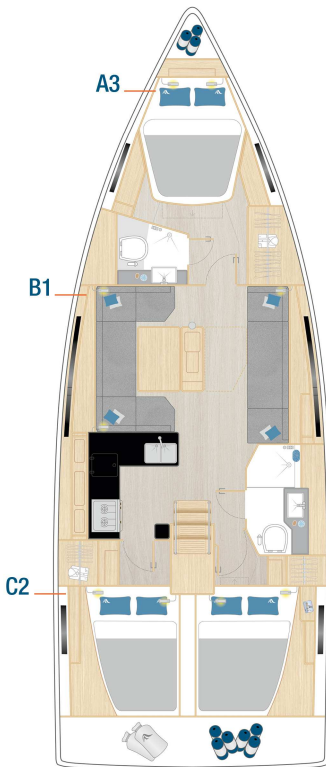
Standard



Option



Option



Option



Option

HULL

- 6 hull windows (3 each side)
- GRP hull, isophthalic gelcoat, colour: Signal White (similar RAL 9003), 1st layer vinyl ester resin and balsa sandwich laminat
- Waterline, isophthalic gelcoat, colour: Dark Grey (similar RAL 7043)

KEEL

- L-keel, cast iron, draft: 2.10 m
- GRP rudder with sea-water resistant aluminium shaft and selfaligning bearings

LAYOUT & INTERIOR

- A1: Master cabin with island double berth and storage space
- B1: Saloon with large dining area on port and sofa on stb
- C1: Large L-galley and storage space on port. Head with separate shower stall, aft cabin with double berth, locker and storage on stb.
- 3-burner gas stove with oven, waste bin, 12 V fridge approx. 135 l, double stainless steel sink with mixing tab
- Interior furniture in high quality marine plywood, Satin Varnish
- Hanse companionway closing system
- Saloon table, fixed with integrated storage
- Worktop in galley and heads - Black Quartz

WOOD (FURNITURE, FLOORBOARD)

- Furniture - Mahogany Style, Satin Varnish
- Floorboard - Acacia

UPHOLSTERY

- Mattresses for all berths
- Upholstery - Monte Carlo, colour: Cream

DECK & OUTSIDE EQUIPMENT

- GRP deck with antislip surface, isophthalic gelcoat, colour: Signal White (similar RAL 9003), 1st layer vinyl ester resin with balsa sandwich core. 1 cockpit locker, 1 space for life raft (only without wetbar), 2 stern lockers, stowage for running rigging at helm position, anchor locker at bow.
- Twin wheel steering system with emergency tiller
- 2 stainless steel steering wheels with leather cover
- 2 cockpit tables, stainless steel with folding teak tops
- Pulpit and pushpit, stainless steel

- Railing, incl. stanchions and stainless steel wire
- Covered halyards and control lines lead to cockpit helmposition, organizers and jammers, 4 mooring cleats, handrails on coach roof
- 2 LEWMAR 45 ST EVO manual halyard winches
- Bathing platform, manual fold-out with swimming ladder
- Composite bowsprit with integrated anchor and forestay fitting
- Self tacking jib system
- Mainsheet system
- 4 large and 6 small deck hatches - openable, anchor locker hatch
- 4 large coach roof side windows - openable, 3 portlights in coach roof

RIG & SAILS

- Rig, anodized aluminium, deck stepped, with kicker, standing and running rigging and 2 reefs
- Manual jib furler
- ELVSTRØM Dacron sails - full battened, main and jib

NAVIGATION & INSTRUMENTS

- Illuminated compass in cockpit
- Navigation lights - LED

PROPULSION

- Fuel tank, approx. 160 l
- Engine (Diesel, approx. 39 hp) - saildrive, 2-blade fix propeller
- Throttle control at helm position, stb

EQUIPMENT

- 12 V and 230 V electric system with main panels and 230 V shore power and sockets in cabins and heads
- AGM battery set, capacity: 1x 90 Ah + 1x 160 Ah AGM
- Country Version: EU / AUS
- Battery charger 35 A
- Manual toilet with sea water flush - cabin layout C
- LPG gas system, stowage for 1 gas bottle
- Black water system (appr. 54 l each bathroom) with deck extraction and seacock for head, electric and manual bilge pump
- Fresh water system with electric pump and 22 l hot water, heated also by main engine
- Fresh water tank, appr. 295 l

ACCESSORIES

- Mast steps

SHIPPING & TRANSPORT

- CE - Certificate cat. A - 10, B - 12, C - 14
- Owners manual
- EC - Type Examination Certificate